

ProSteel User Projects

VCM Revamp Plant ConDraw CAD

The Project

Production of workshop planning, overviews and parts lists for the steel structure.

Total volume of our achievements - approx. 400 tons steel structure.

CONDRAW CAD delivered: 261 drawings

Analysis calculations for steel and reinforced concrete performed by:

Ing. Büro Lauer & Schnellbach
Unter den Eichen 7
65195 Wiesbaden

General enterprise provided by:

KRUPP UHDE GmbH

The Company

Founded by Zeljko Anic in 1992, Condraw Cad does planning and construction of Steel structures.

By using ProSteel 3D we can meet the rising requirements in the fields of construction and planning.

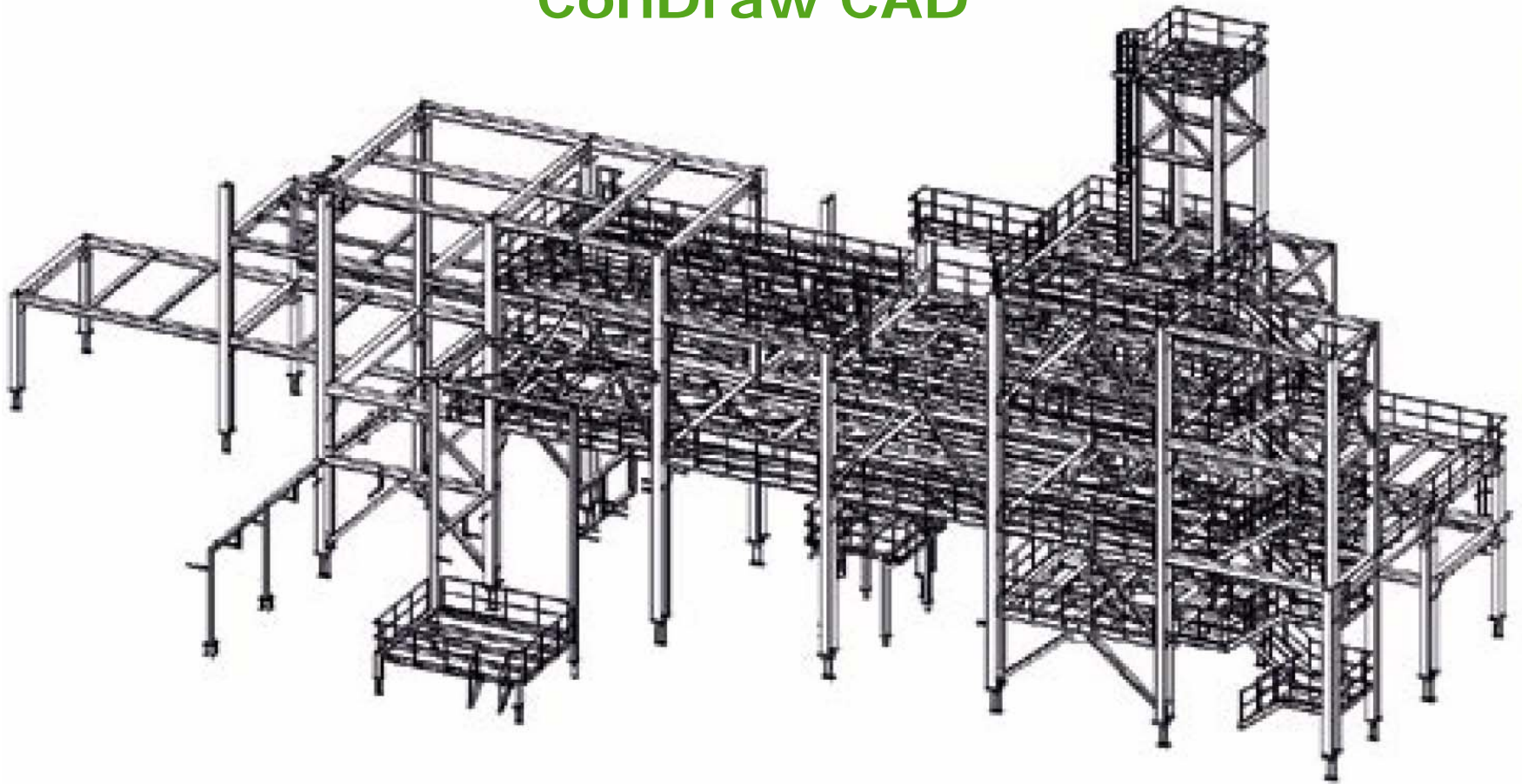
Production of workshop and assembly drawings for steel structures, static computations, CAD services, training courses for ProSteel 3D in our class room or in the clients office. Mr. Anic has been a beta tester for years and has been a ProSteel user from its initial launch.

More information at: www.condraw.de

VCM Revamp Plant ConDraw CAD



VCM Revamp Plant ConDraw CAD



Departure Hall Canopy, Netherlands

Technisch Adviesbureau Klebaver B.V.

Project

Inside the enormous departure hall 11 isles with check-in counters are constructed.

The canopy that we have sent in has measurements of 33 x 12 x 13 meters and will be the construction for the large rolling advertising panels. These panels are served from the balcony by service personnel. Underneath the construction of the canopy are the counters with luggage handling. On top of the canopies there are large pipes for the climate control.

The monitors with the flight schedules are hanged at the outer end of the canopy. The building construction as well as the outer ends of the canopy is covered by aluminum.


The weight of the canopy construction is about 35 tons.

The Company

Technisch Adviesbureau Klebaver B.V. is an engineering office founded in 1946 in Rotterdam. Our disciplines are Civil engineering: Designing, engineering, drawing of constructions in steel, concrete and wood. Mechanical engineering: Designing of all kinds of machines for industrial purposes.

However we are always looking for challenges that make our job interesting and keep our minds sharp.

Departure Hall Canopy, Netherlands Technisch Adviesbureau Klebaver B.V.



23

Volos, Greece Stadium G. Markogiannopoulos

The Project


The design was prepared by Architect Thymios Papajanis & Co", the advisory engineer was "Dromos LTD" in Marousi/Athens.

The circular stadium offers place for approx. 10,000 spectators. It contains a level of systems, which consists of mainly beams and Columns (HEB shapes). They lay on the meridian axis, against the centre of the circle, which form among themselves, an angle of 3 degrees. Those in the annulus construction units present into 5 separate parts. These parts, which are all different, contain themselves within the different passages of the concrete construction unit, on approx. 5- 0 m. and/or. 12-0 m over the building ground, as well as their connection with the 8 stairways. The height of the largest section support column is approx. 17 m. Outside of the stadium are 2 provisional ramps, each with a width of 8 meters. Steel construction was on 600 drawings, for a total weight of approx. 830 t.

The Company

Engineer Dipl. Ing. G. Markogiannopoulos was concerned with all static tasks and constructional details. Mrs. dipl. Ing. E.Zissopoulou, prepared successfully with ProSteel 3D, all drawings needed .

Volos, Greece Stadium G. Markogiannopoulos



Footbridge at Concours Chaulluy + Plagny

The LEGRAND Company

Project

Creation of a footbridge of Wood
and Steel at Concours Chaulluy
+ Plagny

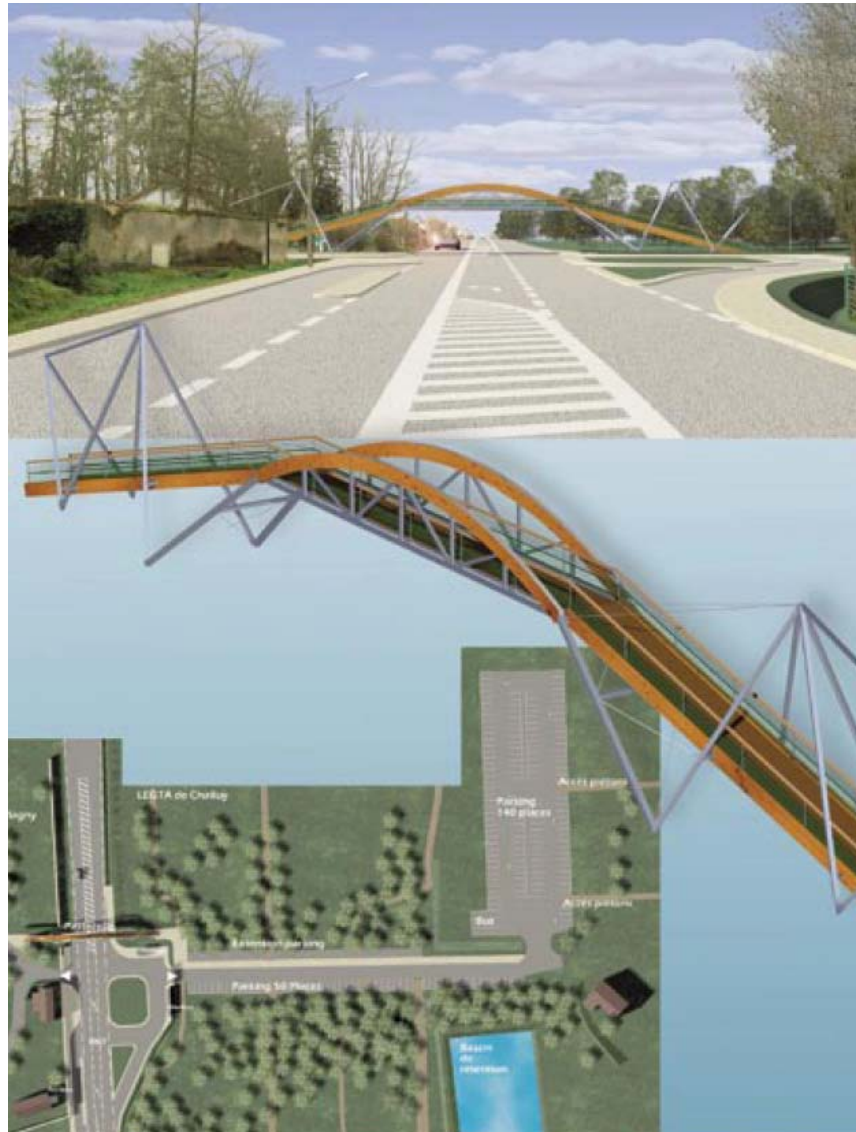
Architect: Eric Arsenault

The Company

The LEGRAND Company is based in northern area of LYON city in France. Main activity of the company is based on bridge, footbridge and different kinds of traditional steel structure and buildings.

The engineering office, managed by Mister PONTHEUX is using 3 ProSteel 3D based on AutoCAD 2004 to satisfy the clients.

Footbridge at Concoars Chaulluy + Plagny The LEGRAND Company



GAF Materials Corporation Expansion CompuSteel Detailing, Inc.

The Company:

CompuSteel Detailing, Inc. has been in business in Wisconsin since 1995. We have been involved in detailing a wide variety of both commercial and industrial projects, including hospitals, schools, churches, pipe racks and support structures, and miscellaneous stairs and railings. We detail in metric as well as imperial, and have done specialized projects such as pedestrian bridges, derrick platforms and dryer structures for national and international companies.

Our team consists of seven dedicated employees who collaborate to produce high quality, state-of-the-art structural steel details using ProSteel 3d, the detailing software we have employed since 2000. We are family owned and operated; quality and integrity are our highest priorities.

ProSteel 3D's advanced modeling features allow us to provide NC files, Advanced Bill of Material files and KISS files for import, as well as other types of files that save time in fabrication and material handling. In addition, we have the flexibility to adapt our details to individual shop standards in order to provide clear and accurate details for shop personnel. We are able to supply our drawings in whatever format is required, whether dwg. or pdf. files or plotted drawings in a variety of media sizes.

We believe in strict quality control and employ only experienced detailers in our checking process. We are members of the American Institute of Steel Construction, as well as the National Institute of Steel Detailers

Please visit our website at
www.compusteelinc.com
for further information.



GAF Materials Corporation Expansion CompuSteel Detailing, Inc.

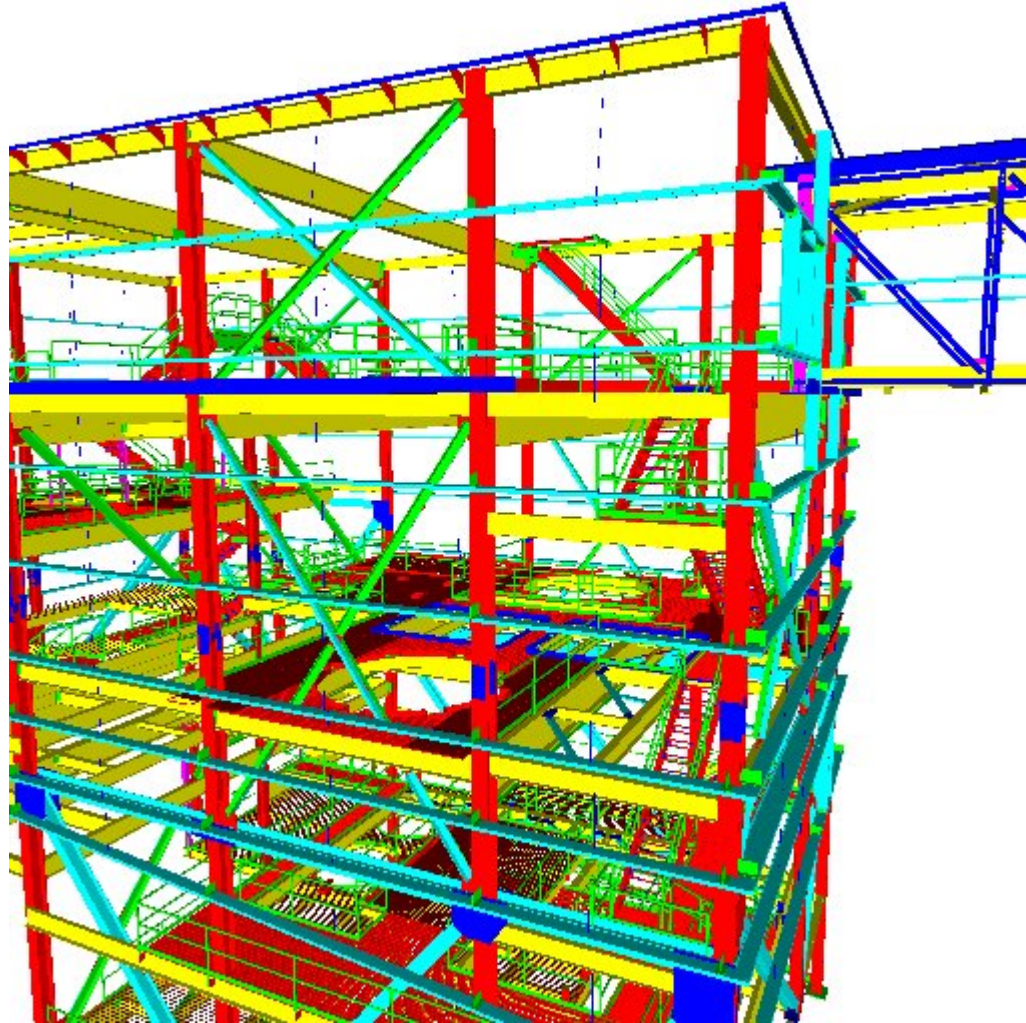
The Project:

Recently, GAF Materials Corporation expanded its Quakertown PA strip shingle manufacturing facility. The expansion included a new high speed, shingle laminator and was completed in mid-2006. CompuSteel Detailing, Inc. was contracted to provide details for the construction of platforms, tower and silos.

The six level processing tower and silos weighed over 470 tons. Our company modeled and detailed the structural steel, grating, rail, and stair for the six levels of the tower, the silo platforms, 250' conveyer truss, and a stair tower. CompuSteel provided complete material lists, assembly lists, and NC files to aid in fabrication, and also provided complete framing plans and sections for the erection of all steel. Detailing on the tower began in December of 2005 and was completed in February of 2006. The silos were detailed in March and April of 2006.

The GAF platforms consisted of approximately 135 tons of steel, for which detailing began in June of 2006. CompuSteel modeled and detailed all the structural steel, grating, rail, stair, machine and bearing mounting blocks, burner and sand hoods for 7 new machine platforms along 300' of new product line. Our company provided complete material lists, assembly lists, and NC files to aid in fabrication, along with complete framing plans and sections for the erection of all steel. The detailing was completed in August of 2006, including all design changes and approval alterations.

GAF Materials Corporation Expansion CompuSteel Detailing, Inc.



BHP Billiton Rapid Growth 3 Area C Iron Ore Project

PDC Consultants

The Company

PDC Consultants has been operating for 35 years and has grown to be a world leader in 3D modeling and supply of shop detail drawings for the mining, resource and hydrocarbons industries. Employing in excess of 90 employees and with strong alliances with other detailing companies, PDC has built a reputation on delivering large projects on time, to budget and with exceptional quality. PDC is an ISO 9001:2000 accredited company and uses Prosteel 3D as the primary modeling software with 77 licenses."

The Project

BHP Billiton Rapid Growth 3 Area C Iron Ore Project in Western Australia included the construction of a new primary crusher building, secondary and tertiary crusher building, five bay screening building, scalping and screening building, 38 conveyors and associated transfer stations and sample station buildings, representing in excess of 7,000T of steelwork. The company utilized its 3D modeling process which combines Navisworks proprietary software and other 3D modelling packages, such as Prosteel, providing a powerful viewing tool and the intelligent link between design and construction. The project was primarily completed using Prosteel 3D software and in particular the software was used to model and detail the more complex mechanical items, including bins, curved trusses, transfer chutes and their liner systems.

BHP Billiton Rapid Growth 3 Area C Iron Ore Project

PDC Consultants



 **pdc consultants**
The knowledge. The insight. The expertise. The passion.

BHP Billiton
RGP3 Mining Area C Project
TS210 Area

 **Bentley**