

# Downloading Hevacomp patches from the Bentley Systems Website

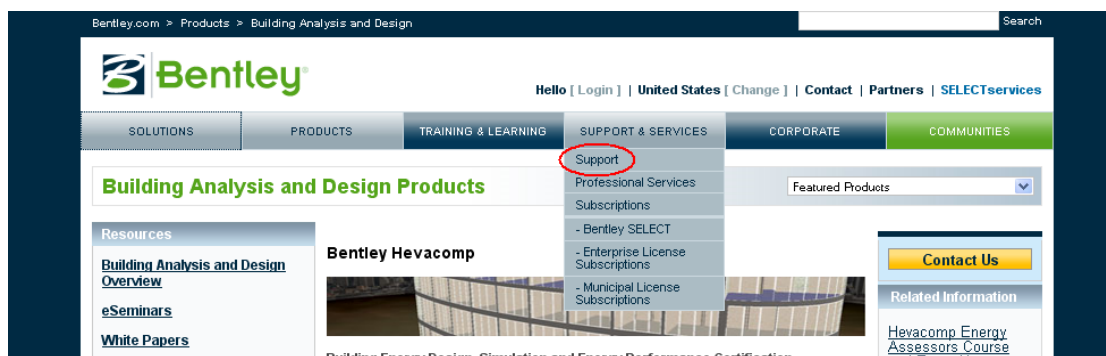
## Introduction:

Hevacomp were acquired by Bentley Systems in January 2008. As part of this, all resources such as Patches have now been moved onto the Bentley Systems website.

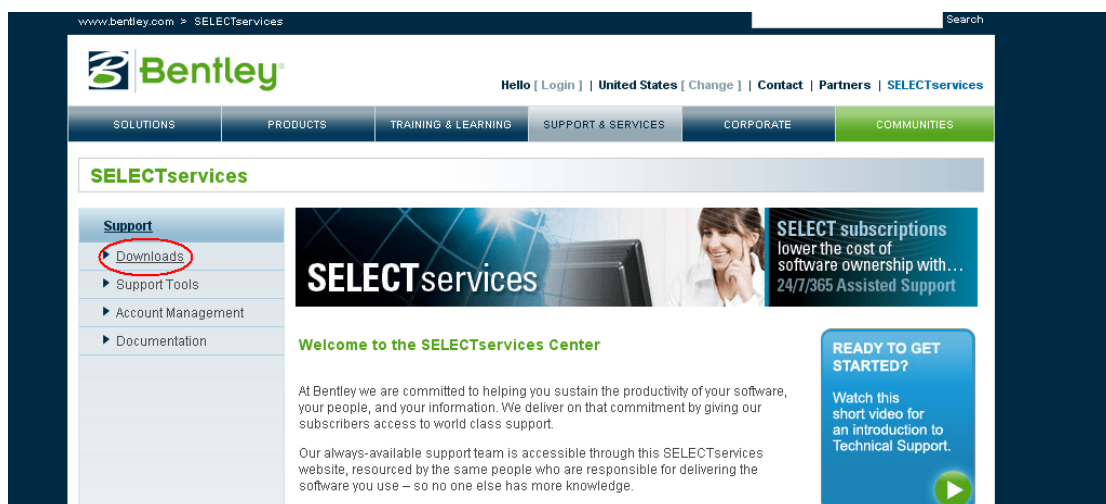
## Method:

To access the patches you should go to [www.bentley.com](http://www.bentley.com)

From the home page, you will see the Support and Services link. Select Support from the drop down list.



This will bring up the Select Services portal for Bentley Systems Ltd.



Select the downloads option from this page.

On the next page, please select the Software Downloads/Myselect CD option

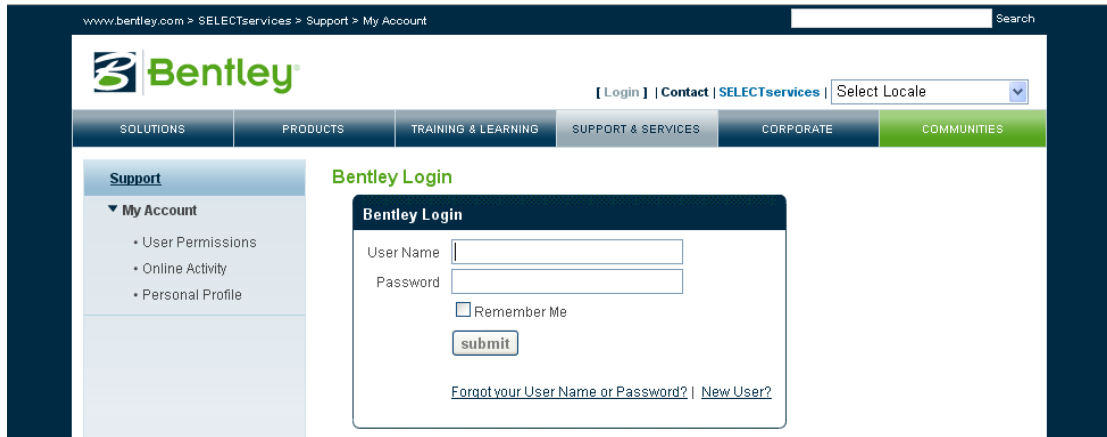
The screenshot shows the Bentley SELECTservices website. The breadcrumb trail is 'www.bentley.com > SELECTservices > Support > Downloads'. The main navigation bar includes 'SOLUTIONS', 'PRODUCTS', 'TRAINING & LEARNING', 'SUPPORT & SERVICES', 'CORPORATE', and 'COMMUNITIES'. The 'Downloads' section is active, and a sidebar menu under 'Support' has 'Software Downloads / MySELECT CD' circled in red. A banner for 'SELECT services' is visible, along with a text box explaining that this area is a one-stop source for Bentley file access. Below the banner, there is a section titled 'Software Downloads / MySELECT CD' with a CD icon and a description of the service.

From here you will be taken to the LOG IN page.

If you do not have a Bentley account, you should create one here.

The screenshot shows the Bentley SELECTservices website's 'User Registration' page. The breadcrumb trail is 'www.bentley.com > SELECTservices > Support > My Account'. The main navigation bar includes 'SOLUTIONS', 'PRODUCTS', 'TRAINING & LEARNING', 'SUPPORT & SERVICES', 'CORPORATE', and 'COMMUNITIES'. The 'My Account' section is active, and a sidebar menu under 'Support' has 'My Account' selected. The main content area features a 'User Registration' section with a message stating that access requires a Bentley.com or SELECT Login. Below this, there is a call to action: 'Already have a login? Click here to login and continue.' Further down, there is a section titled 'Step 1: Contact Information' with a form containing fields for Salutation, First Name, Last Name, Job Title, Organization, Address, City, Country, State/Province, and Zip/Postal Code. The form fields are highlighted in yellow.

Please note that this is the only way to get Hevacomp patches. You must create an account to get access. Once you have an account set up, then you can use the log in screen to access the downloads.

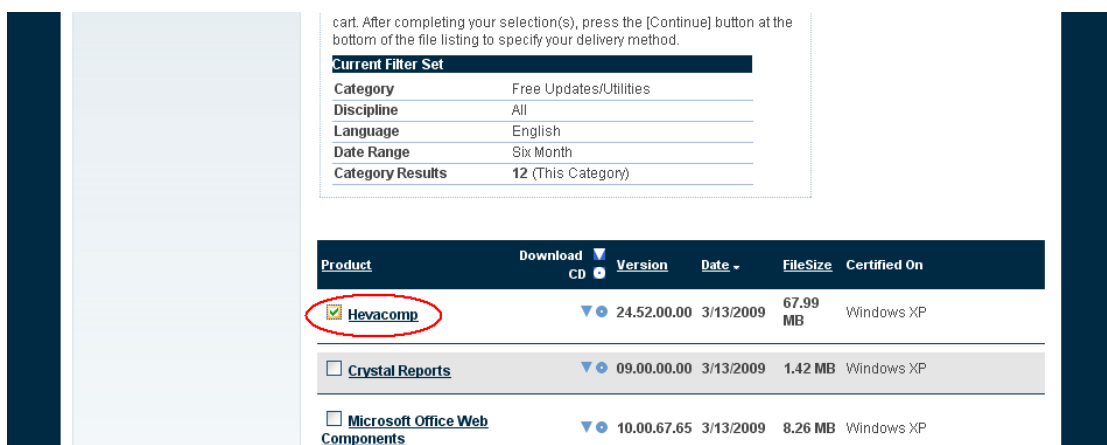


From here you will be taken to the product search page.



Select the Free Updates/Utilities from the list indicated and click the search button.

This will take you to a select page. Select the Hevacomp patch as indicated:



Then scroll down to the bottom of the page and click the Continue button.

On the next page, you will be asked to confirm your selection, and then you will be required to agree to the terms and conditions of the download. Once this is done, your final screen will appear:

The screenshot shows the Bentley website interface. At the top, there is a navigation bar with the Bentley logo and the text "Hello, Duncan [Logout] | My Profile | Contact | SELECTservices | Select Locale". Below this is a menu with categories: SOLUTIONS, PRODUCTS, TRAINING & LEARNING, SUPPORT & SERVICES, CORPORATE, and COMMUNITIES. The main content area is titled "SELECTservices: Downloads/MySELECT CD" and includes a "help" link and "my history" link. A note states: "Use the simple table below to download files individually, or use the [Advanced Download Manager] option to load the files into a queue (requires Internet Explorer)." Below this is a table with the following content:

File Downloads	Estimated*
<a href="#">Hevacomp</a> (Version: 24.52.00.00 Date: 3/13/2009 FileSize: 67.99 MB)	<a href="#">Download</a> 166 minutes

\* Download Estimates are based on a 56K modem

Below the table is the "Advanced Download Manager" section, which includes instructions: "Press the button below to load the files into a single download tool. This will allow you to download the files in sequence with a single click, but requires that you are running Internet Explorer Version 5+, and installs an ActiveX control on your system."

Select the Download option (indicated) to start your download.

You may now log out of the Bentley web site or continue browsing – You will find a lot of information about the whole Bentley suite of products, including the Hevacomp range of software.